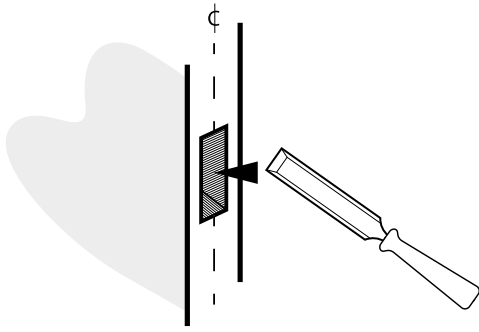
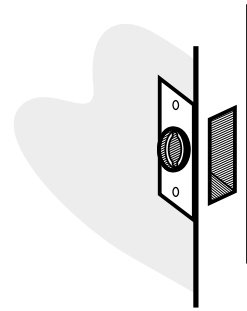


1



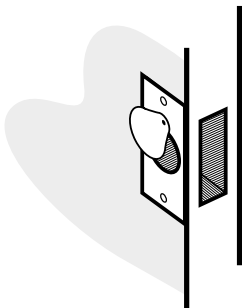
Chisel Mortise Budget Lock **E** centrally in edge of door.

2




Line up escutcheon **F** with spindle hole and let in escutcheon.

3



Cover plate for escutcheon **D**

4



Cover plate for forend of Budget Lock **C**

- A** = T-key for 45mm thickness door
- B** = T-key for 55mm thickness door
- C** = SSS Forend of Budget Lock
- D** = SSS Escutcheon for Budget Lock
- E** = Mortise Budget Lock
- F** = Captive escutcheon



**A**



**B**



**C**



**D**



**E**



**F**